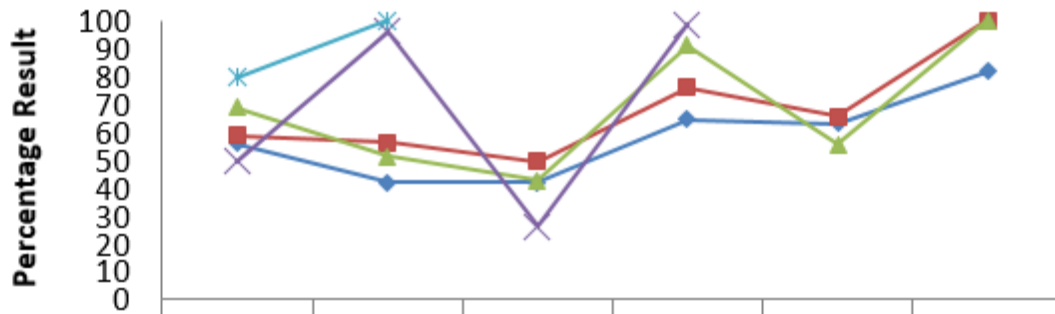
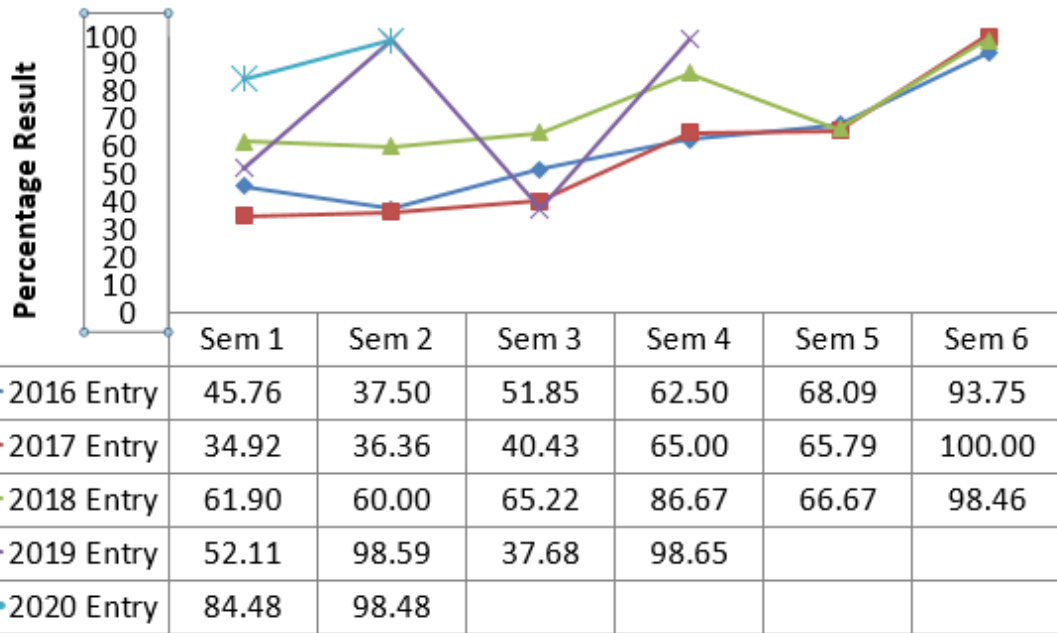


Students Performance - Chemical Engineering

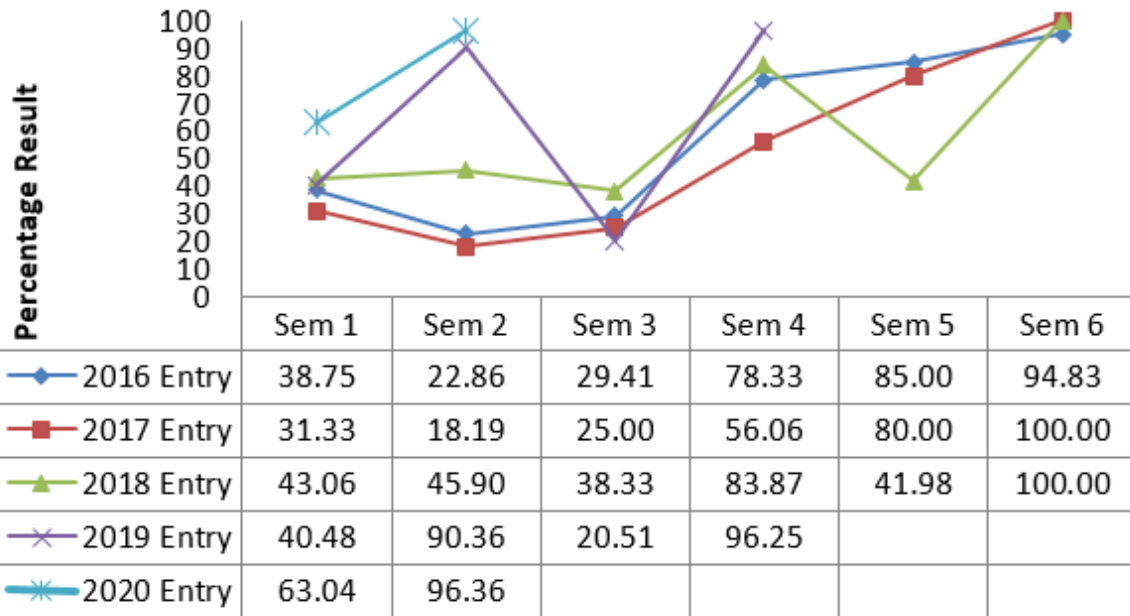


	Sem 1	Sem 2	Sem 3	Sem 4	Sem 5	Sem 6
◆ 2016 Entry	56.20	42.11	42.20	64.65	63.10	81.82
■ 2017 Entry	58.72	56.25	49.46	76.14	65.63	100.00
▲ 2018 Entry	69.05	51.20	42.86	91.18	55.74	100.00
✕ 2019 Entry	49.61	96.06	26.15	98.58		
* 2020 Entry	79.69	100.00				

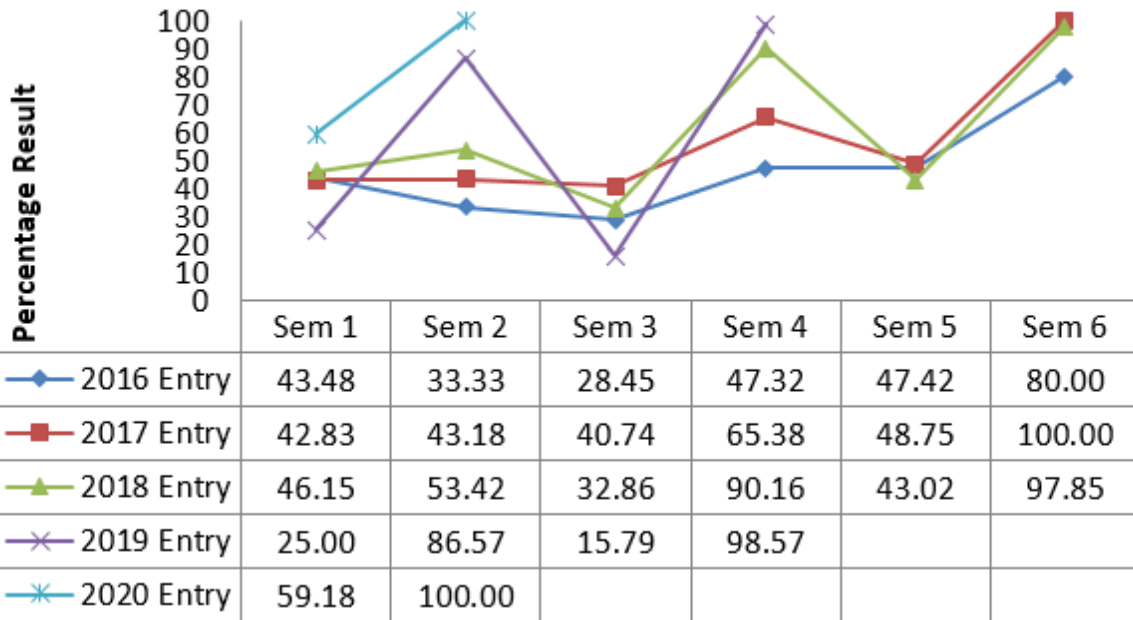
Students Performance - Computer Engineering



Students Performance - Electrical Engineering



Students Performance - Mechanical Engineering



State Level Rankers in University – Last 03 Graduating Batches

Sr. No.	Name of Student	Enrolment No.	Branch	Exam	SLR	Additional Information
1	Ahiraokar Yash Bharatkumar	186370305001	CH	Summer 21 (2020 -21)	1	GTU Gold Medalist
2	Rahi Kartikbhai Mehta	186370305050	CH		6	**
3	Parmar Divyesh Alkeshbhai	186370305024	CH		10	**
4	Varde Dhru Rajendrakumar	186370319077	M		1	GTU Gold Medalist
5	Desai Hardikkumar Dhanjibhai	176370305005	CH	Summer 20 (2019 -20)	1	GTU Gold Medalist
6	Zala Gopalbhai Jaysukhbhai	176370305056	CH		8	**
7	Prajapati Piyushkumar Bhaniram	176370309062	E		6	**
8	Pinjara Mohmadrizwan Irafanbhai	176370319065	M		5	**
9	Savaliya Shamikkumar Manishbhai	166370305549	CH	Summer 19 (2018 -19)	2	**
10	Gohil Vishalkumar Chandubhai	166370305017	CH		6	**
11	Chaturvedi Shivam Kamleshkumar	166370309006	E		6	**